



# Data Analytics for Business

Tuesday, 28 September 2021



Corvelle Drives Concepts to Completion

1



1

## Yogi Schulz Biography

- ❑ Founder at Corvelle Consulting
- ❑ Information technology related management consulting
- ❑ IT World Canada columnist & CBC Radio guest
- ❑ Former PPDM Association board member
- ❑ Industry presenter:
  - Oil & gas industry - many years
  - Project World - 6 years
  - PMI – SAC - 10 years
  - PPDM Association - many years



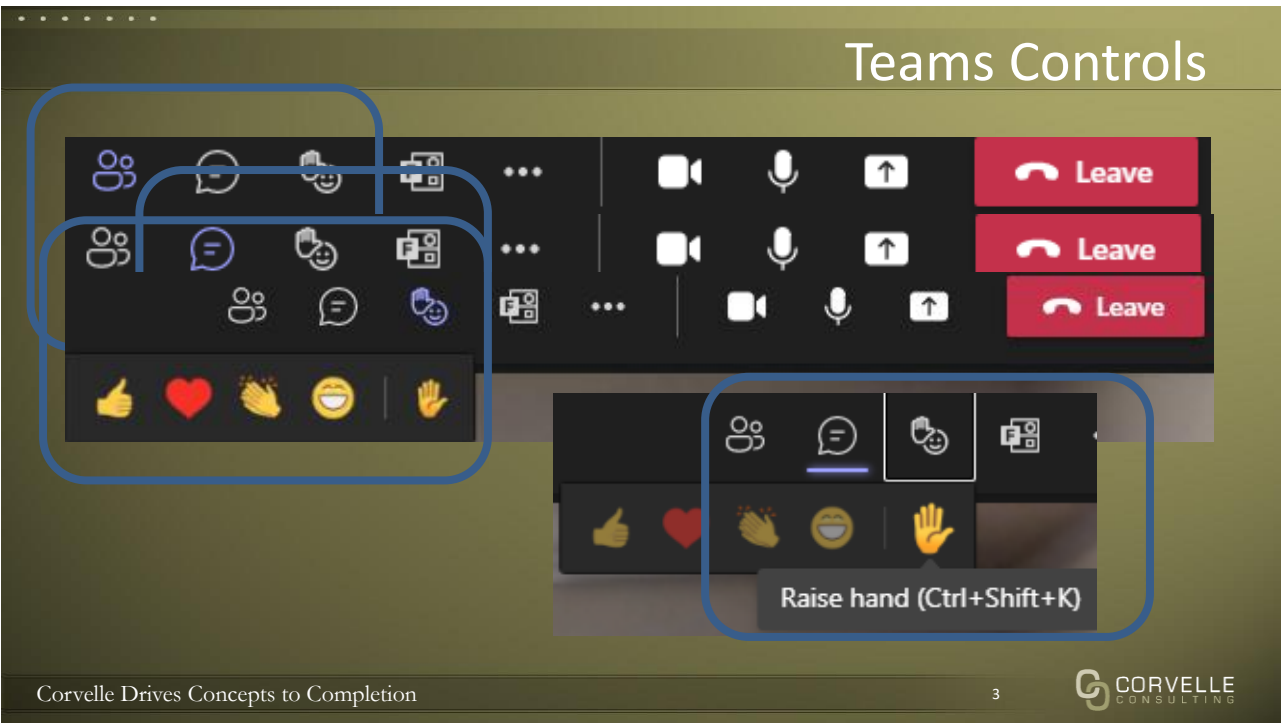
Corvelle Drives Concepts to Completion

2



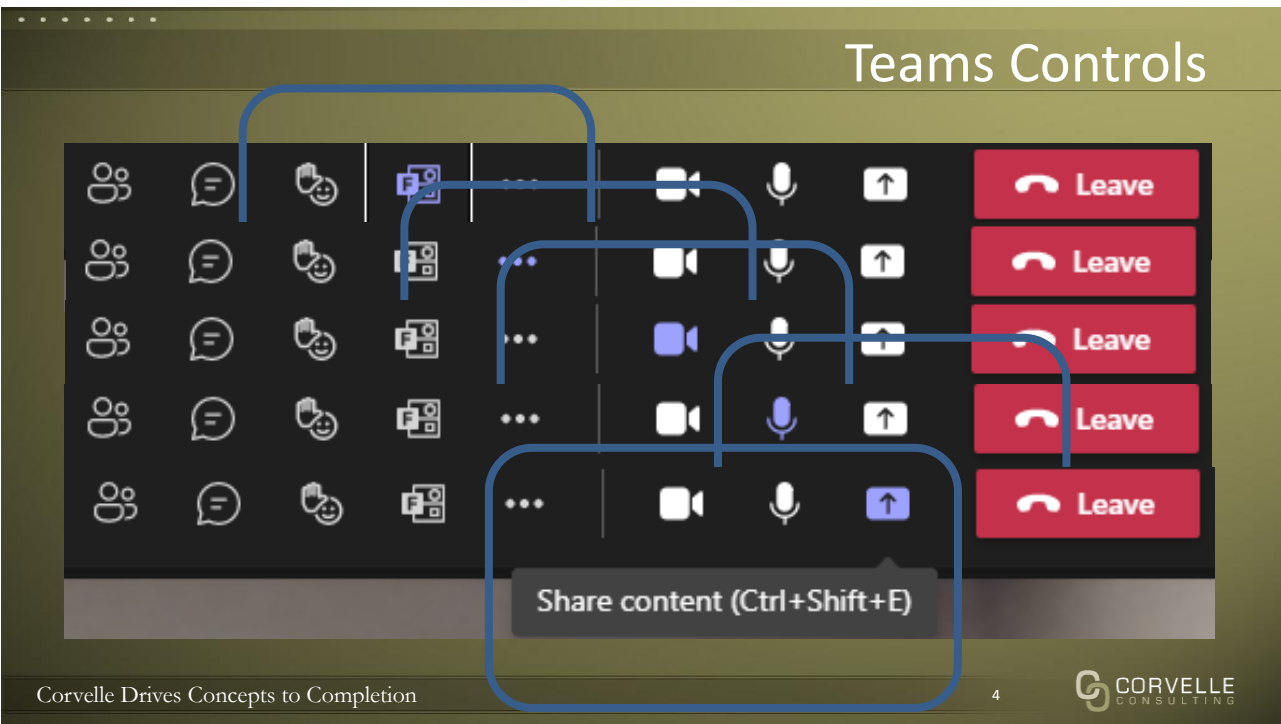
2

# Teams Controls



3

# Teams Controls



4

# Webinar Outline

## Session 1

- ❑ Business benefits of data analytics
- ❑ Technical concepts associated with data analytics
- ❑ Powerful data visualizations to support decision-making

5

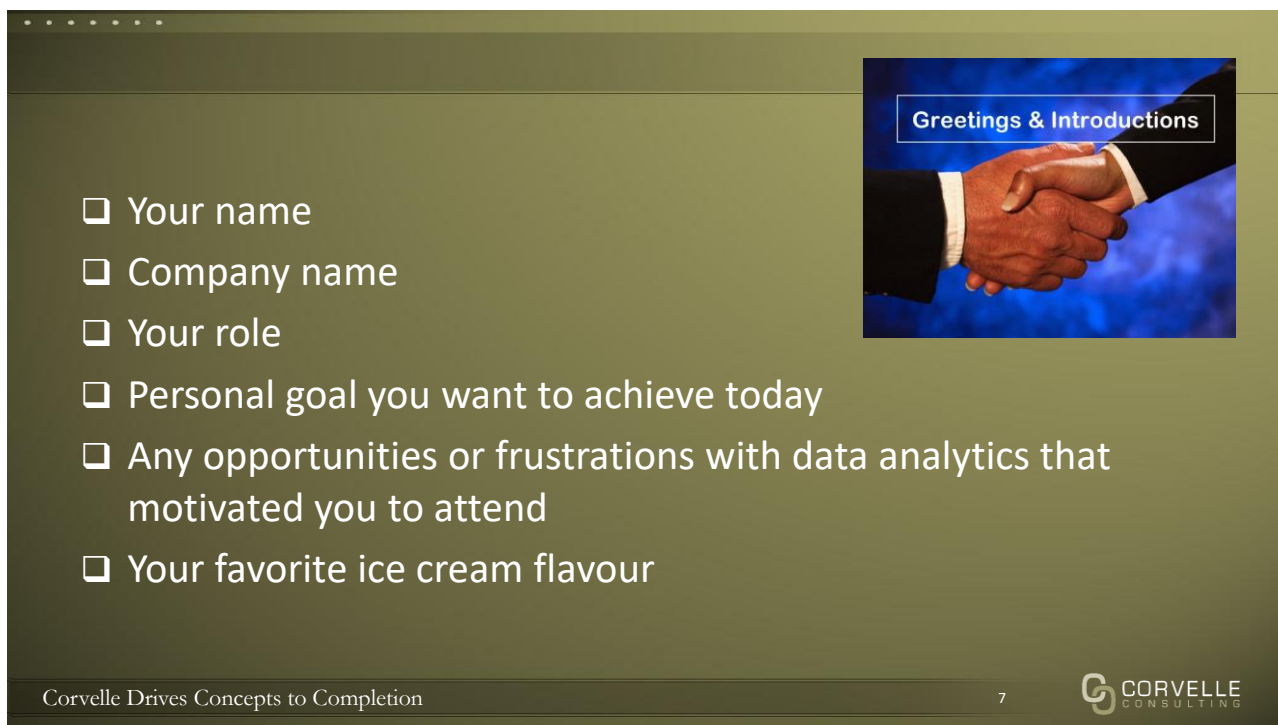
# Webinar Outline

## Session 2

- ❑ Selection of data analytics software
- ❑ Strategies for seeking approval of data analytics projects
- ❑ Successful implementation projects for data analytics


Scheduled for Tuesday, 5 October 2021

6




**Greetings & Introductions**

- Your name
- Company name
- Your role
- Personal goal you want to achieve today
- Any opportunities or frustrations with data analytics that motivated you to attend
- Your favorite ice cream flavour

Corvelle Drives Concepts to Completion 7 

7



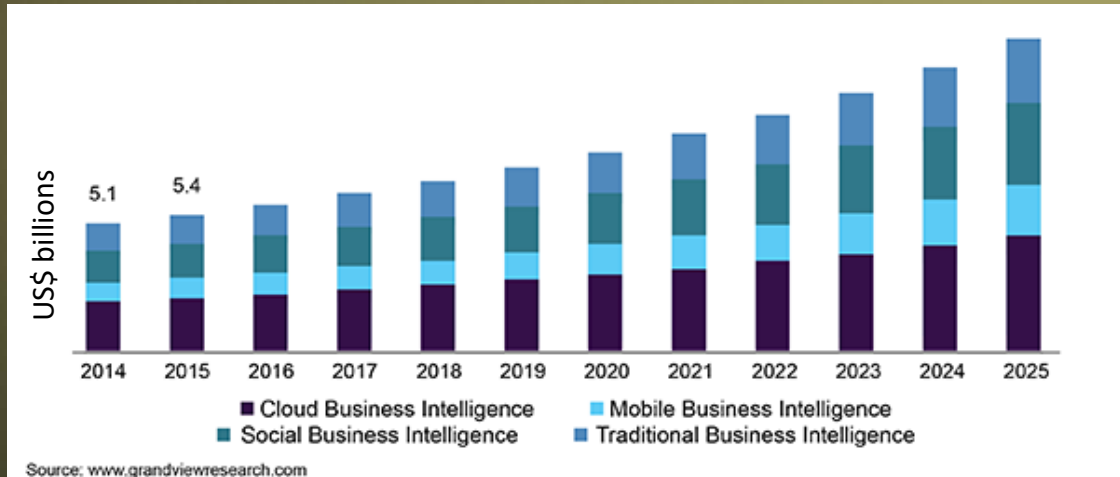
## Learning Objectives

- Differentiate data analytics from management reporting
- Identify data sources that hold value for your organization
- Create superior charts and reports
- Describe business situations where data analytics can deliver business value
- Select suitable data analytics software for your environment
- Resolve data analytics implementation obstacles

Corvelle Drives Concepts to Completion 8 

8

## Business intelligence and analytics market worldwide from 2014 to 2025



9

## Data Analytics enables Data-Driven Organization

- Improve the quality of business decisions
- Reduce the risk of poor, business-killing decisions

### Is your company data-driven?




**Yogi Schulz** @itworldca  
Published: August 22nd, 2016

10


# Calvin explains Data Analytics Reporting

I think we have enough analytic information now, don't you?




All we have is one "alternative fact" you made up.

That's plenty. By the time we add an introduction, a few illustrations and a conclusion, it will look like a management report.








Corvelle Drives Concepts to Completion CORVELLE CONSULTING

11



# Data Analytics for Business

Tuesday, 5 October 2021

Corvelle Drives Concepts to Completion CORVELLE CONSULTING

12